

Optical Wavelength Laboratories Presents

New!

POCKET OTDR

Single & Multi Mode Quad Kit



- Compact size
- Color LCD display
- Breakthrough pricing

OWLTrek II Quad Kit OTDR

Multimode 850/1300 and singlemode 1310/1550

OWL - The WISE choice in fiber test!

Small, pocket-sized OTDRs do same job as larger, more expensive OTDRs, for a fraction of the cost

With an unbeatable combination of a small pocket-sized form factor, a large high-resolution 2.8" color LCD display, and some of the lowest pricing in the industry, OWLTrek II Quad Kit OTDRs are the WISE choice for cost-conscious buyers who need to perform basic troubleshooting or restoration tasks on multimode and singlemode optical fiber networks. All this from OTDRs that really are pocket-sized and fair priced, yet have comparable features and specifications to other OTDRs in their class.

Affordability. In a time when it is becoming increasingly difficult to justify equipping an entire technical staff with high-end equipment, companies are even more cost-conscious than before. Outfit a majority of installation/repair personnel with OWLTrek II OTDRs, and set aside a few high-end "expert" devices for high-priority jobs.

Usability. OWLTrek II OTDRs may be pocket-sized, but their 2.8" high-resolution color LCD display can show even the longest traces with ease. And, for greater viewing flexibility and trace detail, OWL has implemented state-of-the-art MEMS technology which "flips" the high-resolution color LCD display between portrait and landscape mode automatically. In landscape mode, a wider viewing area means greater viewing detail.

Automatic event location. Automatic event location is an advanced feature normally found only in expensive, high-end OTDRs. With OWLTrek II OTDRs, OWL now brings this feature to the entry-level OTDR market. While in event location mode, the OWLTrek II OTDR marks events on the trace, and has an event table showing the location, type, reflectance level, and loss of each event, and auto-zooms to the selected event.



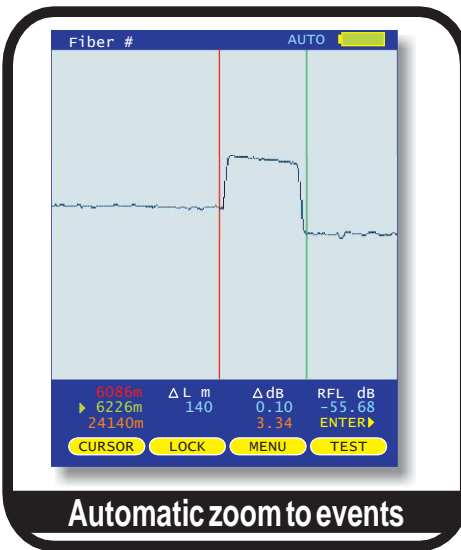
Two units are better than one. Most OTDR manufacturers tend to implement an inflexible approach by over-integrating four wavelengths into a single OTDR unit. OWL takes an innovative approach that very few OTDR manufacturers even consider – by including separate dual-wavelength multimode and singlemode OTDRs.

There are two key disadvantages to using an over-integrated quad-wave OTDR. First, most installer firms need to have at least two crews working simultaneously to be profitable. Second, most fiber optic jobs rarely include both multimode and singlemode fibers. So, if one crew is installing multimode and another crew is installing singlemode, it makes sense to have separate multimode and singlemode OTDRs so one crew does not have to wait on the other to finish their job.

And even with two separate units, the OWLTrek II Quad Kit OTDR is still more cost-effective than other manufacturers' quad-wavelength OTDR options.

Dynamic Range vs. Distance: OWLTrek II OTDRs are capable of finding breaks in singlemode and multimode optical fibers within +/- 6 feet, out to a maximum distance of 80 miles in singlemode and 12 miles in multimode. Additional splices and other loss producing events will limit end distance estimates, which is true for all OTDRs. However, when you stop to consider that most massive singlemode Telco links are almost always less than 12 miles long, and multimode links are less than 1.25 miles long, spending thousands of dollars more for a little bit of extra dynamic range that you will probably never use is frivolous and unwise.

Call OWL at 262-473-0643 for more information about this new and exciting development in OTDR testing, and discover why OWL is the WISE choice in fiber test equipment!



Optical Specifications			
Model #:	WTO2-M83		WTO2-S35
Fiber Type:	Multimode		Singlemode
Output Wavelength:	850 nm	1300 nm	1310 nm / 1550 nm
Dynamic Range (SNR=1):	27 dB	29 dB	28 dB / 27 dB
Distance Range:	12 miles (20 kilometers)		80 miles (128 kilometers)
Event Dead Zone:	2 meters (typical)		
Attenuation Dead Zone:	5 meters (typical)		
Maximum Data Points:	64000		
Data Point Spacing:	1 meter		Up to 64 km: 1 meter / Over 64 km: 2 meters
Pulse Width:	1, 2, 5, 10, 20, 50, 100 meters		1, 2, 5, 10, 20, 50, 100, 200, 500, 1000 meters
Index of Refraction:	1.4000 to 1.6000		
Distance Accuracy:	Up to 64km: 1 + (distance in meters/10000) / Over 64km: 2 + (distance in meters/10000)		
Number of Stored Traces:	Maximum trace distance: up to 200 / Minimum trace distance: 3000+		
Connector Type:	SC/UPC		

- 1: All price shown are in US Dollars (USD). List price is shown for US customers only. Prices outside the US may vary based on individual countries' import duties and taxes, currency conversion, and other value added charges.
- 2: Using maximum pulse width
- 3: Width measured 1.5dB down on each side of a reflective event using 1 meter pulse width
- 4: Distance from event beginning to within 0.5dB where backscatter resumes using 1 meter pulse width 5: Out to furthest reflective event

General Specifications	
Display Type:	High-resolution Color LCD
Display Size:	2.8" diagonal
Battery Type:	Lithium Polymer
Battery Life:	up to 20 hours normal usage
Dimensions:	2.87" x 4.42" x 1.25"
Weight:	10 ounces (284 g)
Visual Fault Locator Specifications	
Output Wavelength:	650nm
Output Power:	1 mW
Operating Mode:	CW / Flash

Optical Power Meter Specifications	
Photodetector:	InGaAs
Connector:	LC
Fiber Type:	Multimode / Singlemode
Wavelengths:	850, 980, 1300, 1310, 1490, 1550, 1625
Accuracy:	±0.15 dB
Resolution:	0.01 dB
Measurement Units:	dBm / dB
Measurement Range:	+5 to -50 dBm (typical) (varies with wavelength)



888-568-1230

Sales@lanshack.com

